

WATER SUPPLY AND USAGE STATISTICS

As at Monday, 6 September



12.50

-0.01

317.33

DAM STORAGE (%)

DAM STORAGE CHANGE (%)

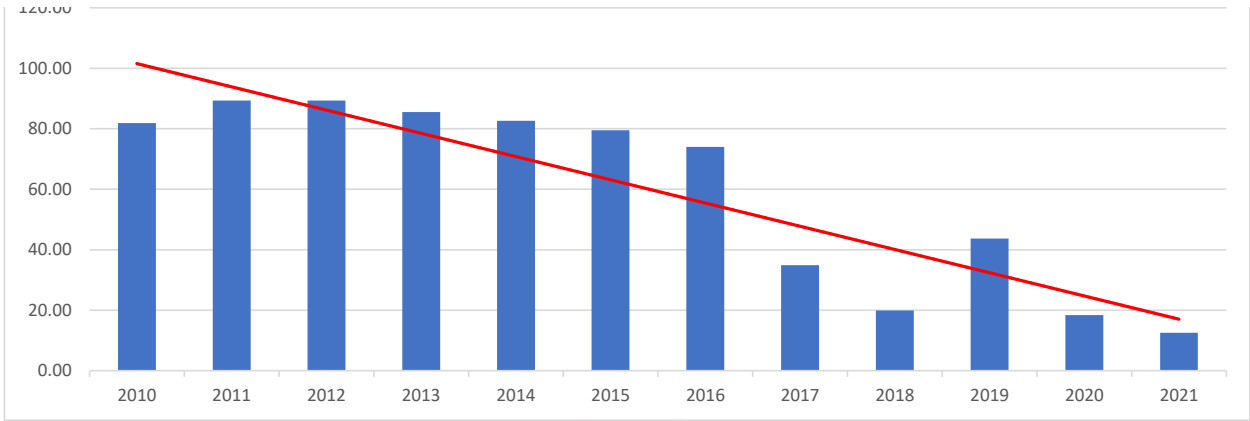
WATER PRODUCED (MLD)

TARGET: 210 MLD

	1-Sep-21 Wednesday	2-Sep-21 Thursday	3-Sep-21 Friday	6-Sep-21 Monday
Kouga	5.42	5.40	5.44	5.53
Churchill	19.55	19.49	19.44	19.14
Impofu	17.01	17.03	17.04	17.08
Groendal	21.66	21.66	21.50	21.34
TOTAL	12.51	12.50	12.51	12.50
	-0.01	-0.01	0.01	0.00

DAMS	2016	2017	2018	2019	2020	2021
Kouga	67.93	18.36	7.89	45.03	7.00	5.53
Churchill	67.20	9.70	17.06	92.85	57.13	19.14
Impofu	19.00	30.27	76.40	65.20	16.89	17.08
Groendal	81.62	52.32	41.24	58.42	29.36	21.34
TOTAL	74.01	34.85	19.88	43.67	18.35	12.50

Combined Dam Levels %



WATER CONSUMPTION

142 MLD

5 MLD

170 MLD

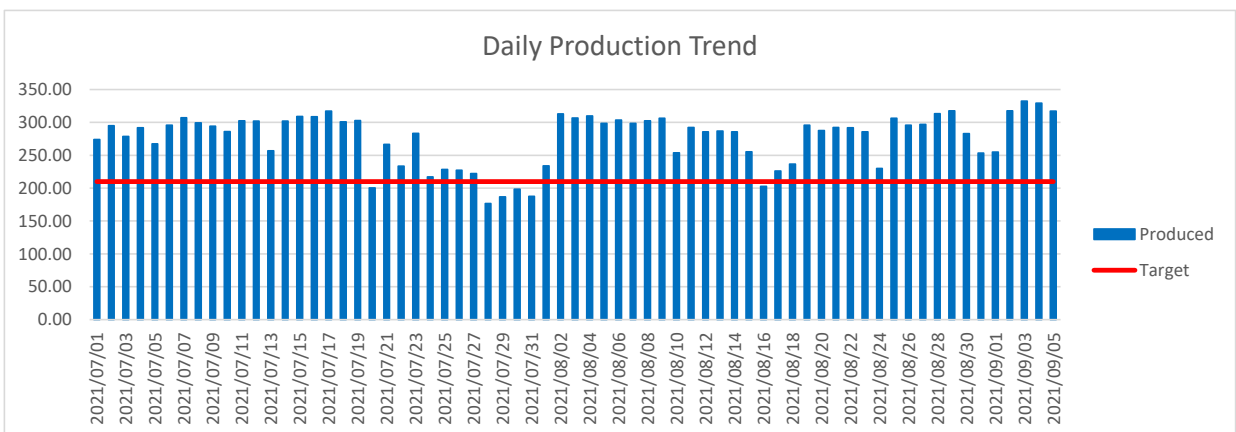
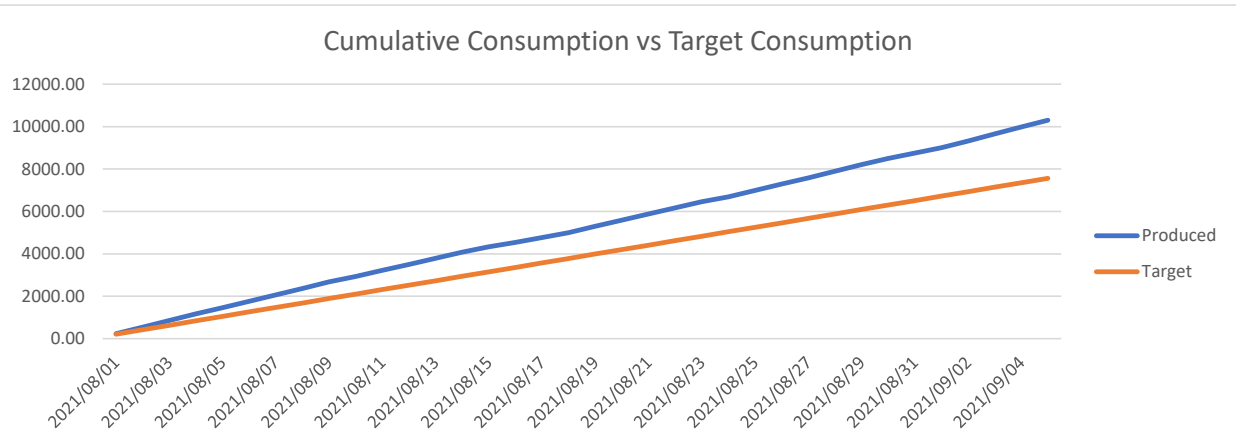
0 MLD

DAMS

GROUND & WATER SPRINGS

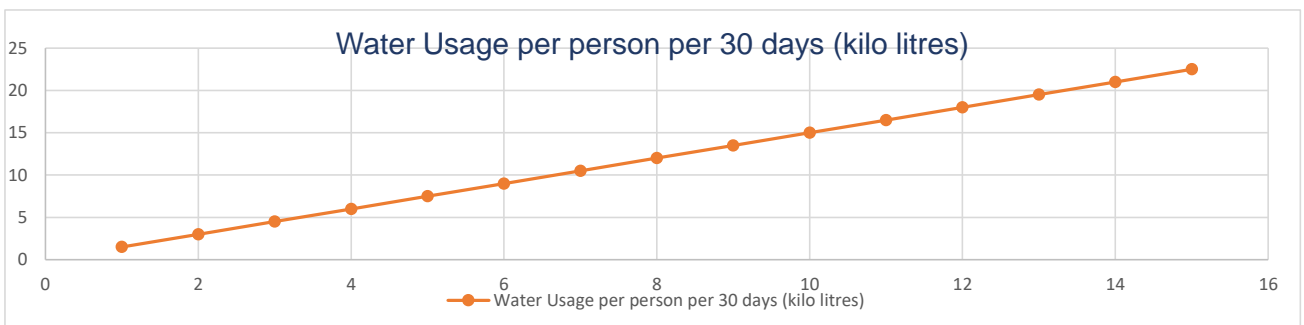
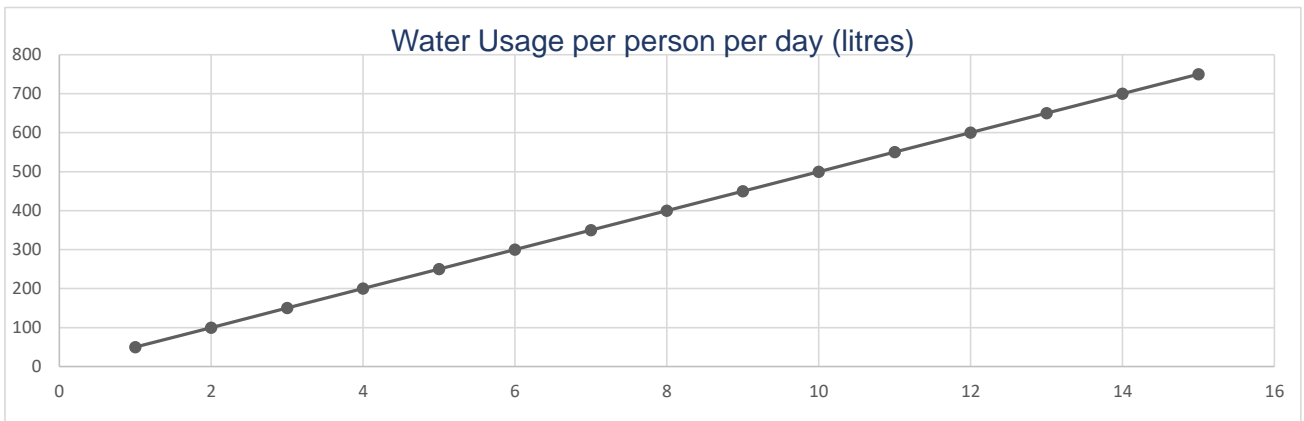
NOOITGEDACHT

DESALINATION PLANTS





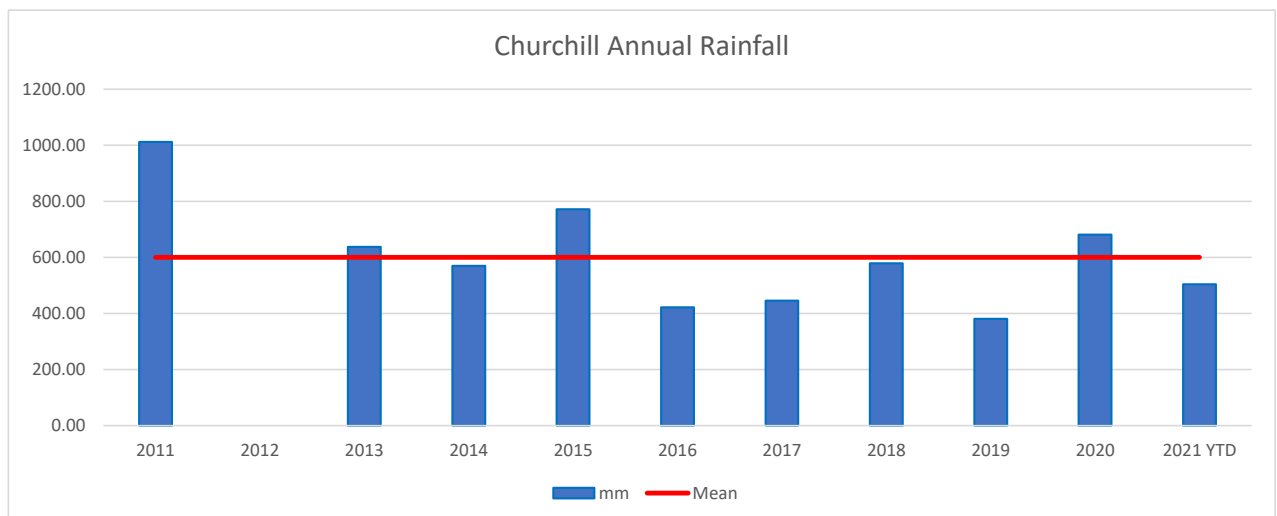
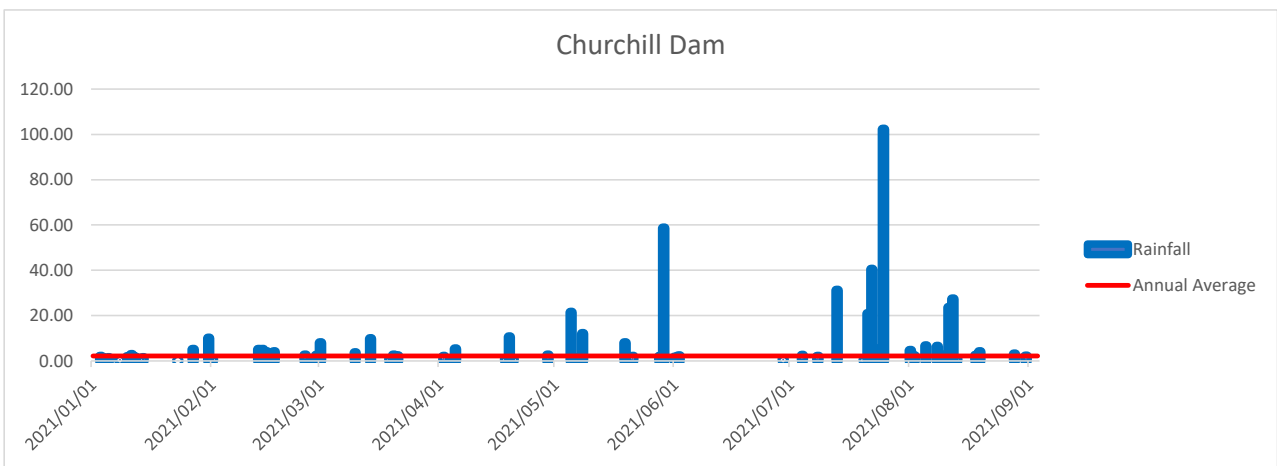
HOUSEHOLD TARGETED CONSUMPTION



***1000l=1KI



RAINFALL











WATER COMPLAINTS RECEIVED AND RESOLVED

31-Aug-21



KEY	CLUSTER	RECEIVED	RESOLVED	OUTSTANDING	COMPLETED THIS WEEK
	1 - Molly Blackburn	5 322	4 473	849	84
	2 - Lillian Diedericks	10 096	8 674	1 422	168
	3 - Alex Matinkca	4 888	4 255	633	108
	4 - Zola Nqini	7 276	6 314	962	80
	5 - Champion Galela	3 417	3 056	361	58
	6 - Govan Mbeki	1 463	1 274	189	38
	TOTAL	32 464	28 046	4 416	536

[Click to
REPORT
WATERLEAK](#) 