

# WATER SUPPLY & USAGE STATISTICS

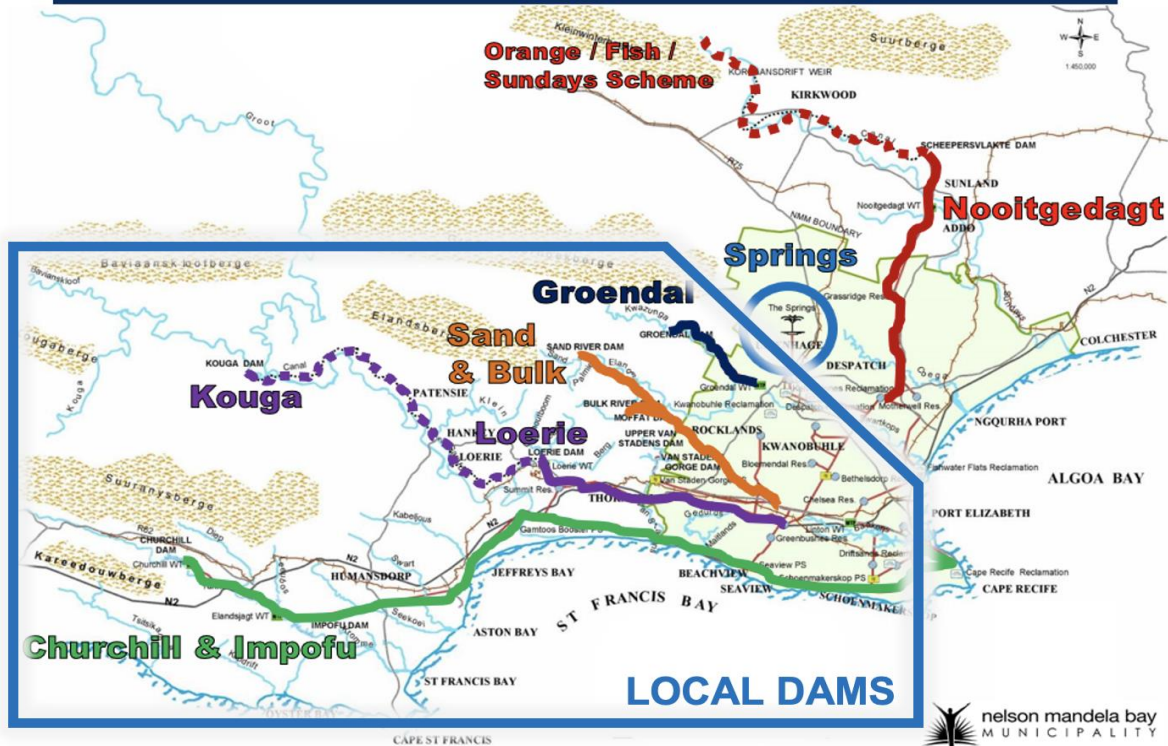
as at Wednesday, 29 June 2022

TOTAL DAM STORAGE	CHANGE FROM A WEEK AGO	WATER PRODUCED (SEVEN-DAY AVERAGE)	CURRENTLY USABLE DAM STORAGE
<b>13.96%</b>	<b>+1.99%</b>	<b>246MLD</b>	<b>2.15%</b>

NMBM TARGET DEMAND = 230 MILLION LITRES PER DAY (MLD)

**16 MLD USED OVER TARGET!**

## NMBM POTABLE WATER BULK SUPPLY SYSTEM



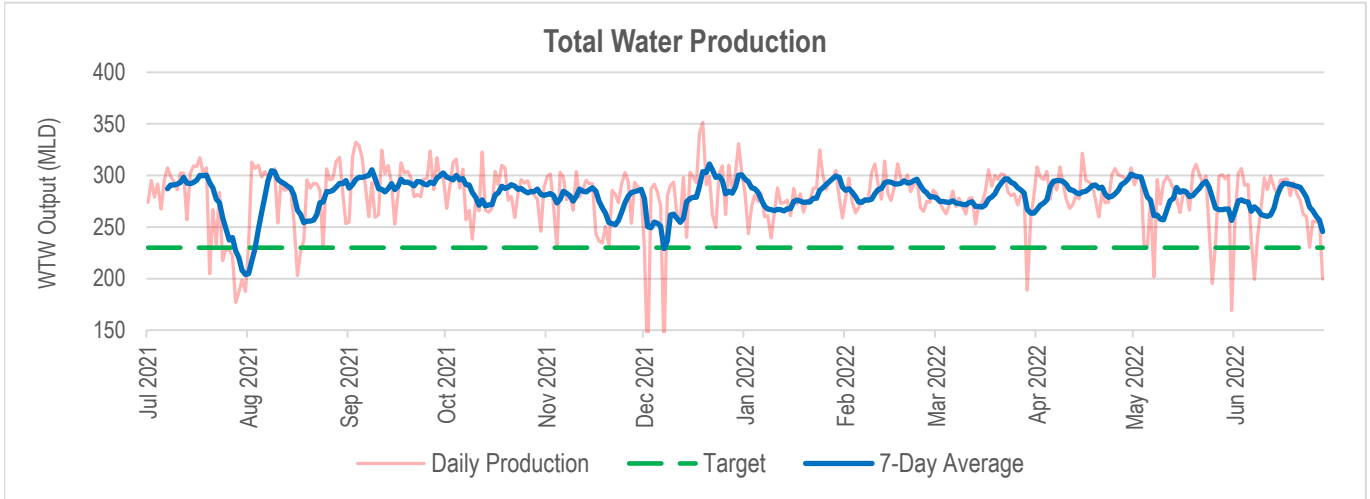
## WHEN WILL LOCAL DAMS RUN DRY?

**0 DAYS TILL DAM FAILURE!**

System	Dam	Dam levels		Dead storage		Available water	Current abstract	Water Remaining
		(%)	(ML)	(%)	(ML)	(ML)	(MLD)	(Days)
<b>Kromme</b>	<b>Churchill</b>	15.68	5,526	7.5	2,643	2,883	25	<b>115</b>
	<b>Impofu</b>	10.35	10,946	10.0	10,576	0	0	<b>0</b>
<b>Kouga</b>	<b>Loerie</b>	44.84	1,357	19.0	575	782	35	<b>22</b>
<b>Groendal</b>	<b>Groendal</b>	21.50	2,502	4.2	489	2,013	12	168

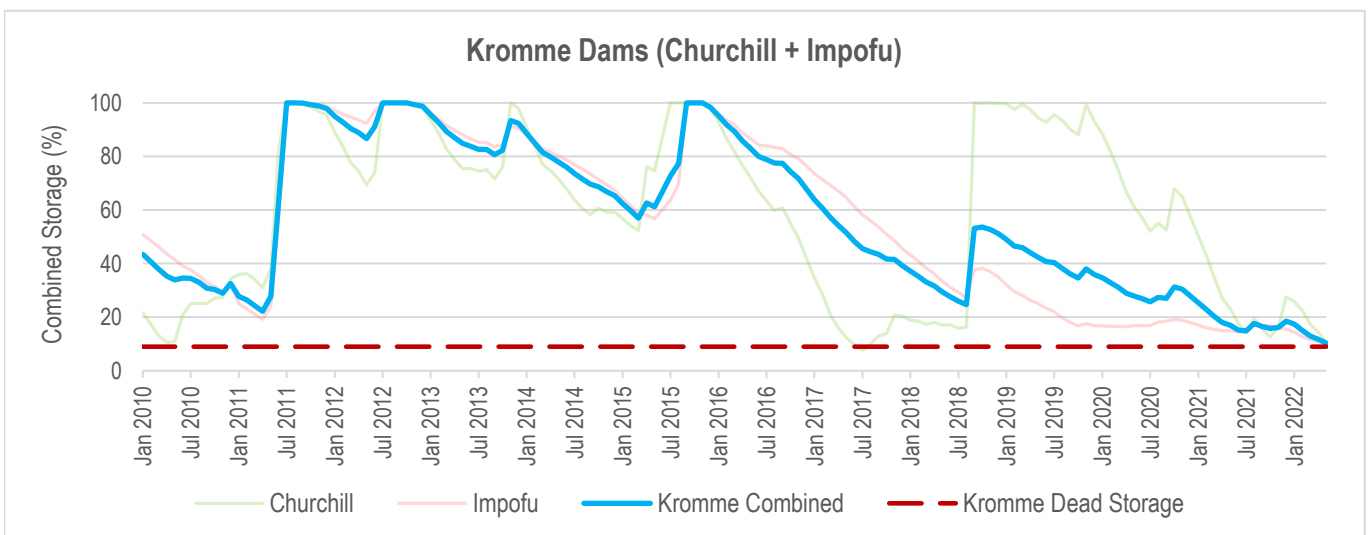
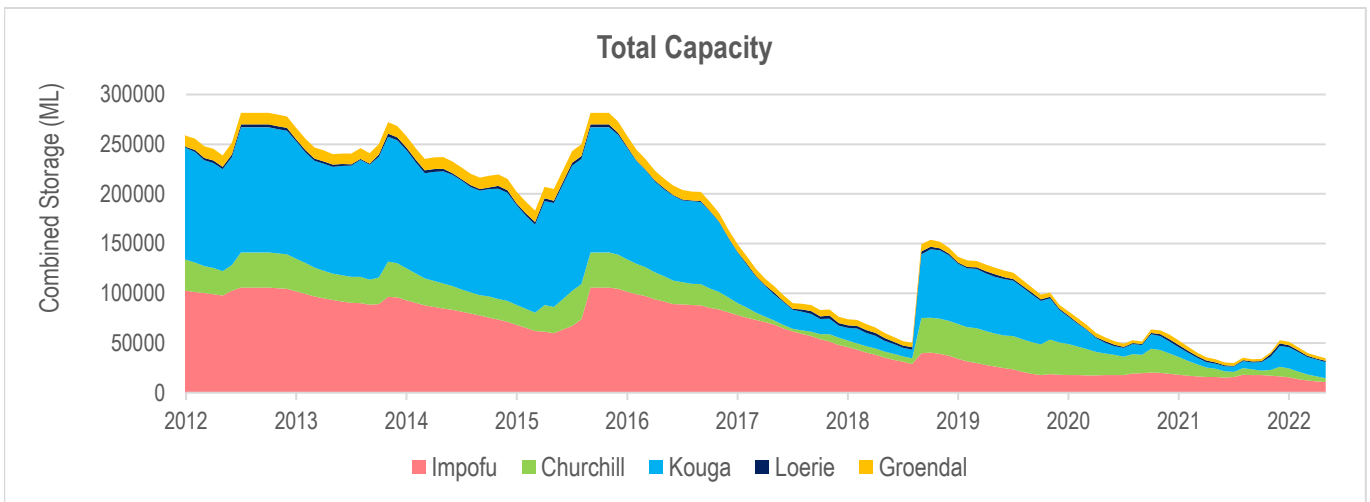
\* The dead storage in Impofu Dam is no longer accessible as of 10 June 2022. NMBM is working on implementing an extension to the existing barges which will allow abstraction of additional water from both Impofu and Churchill dams.

## WATER SUPPLIED BY NMBM

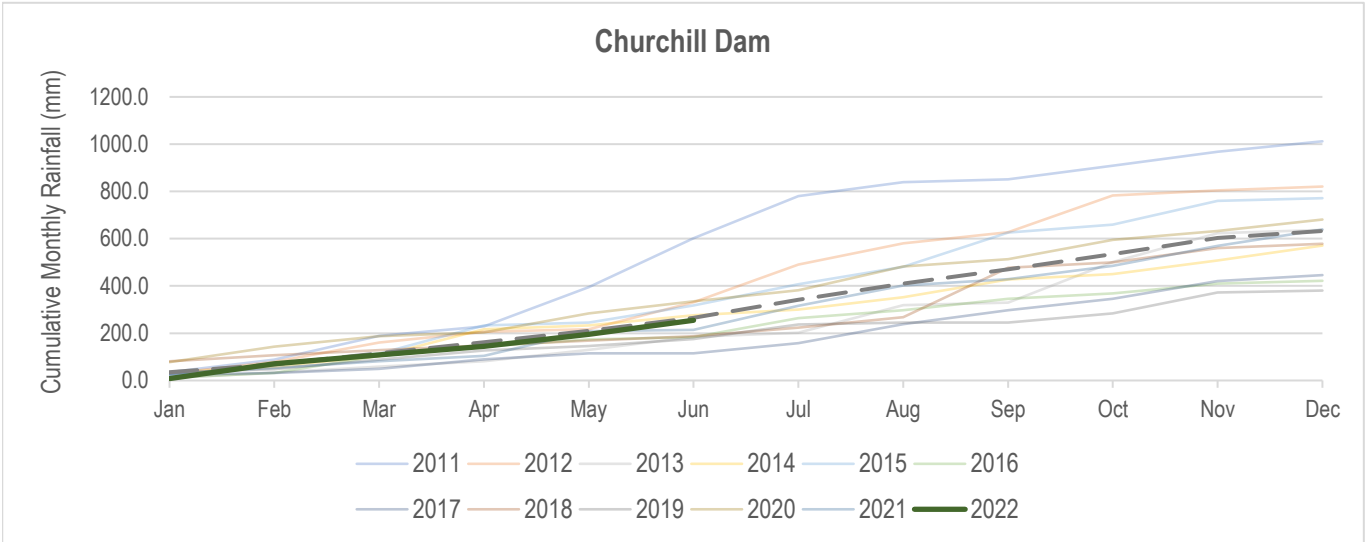


<b>77</b>	<b>5</b>	<b>164</b>
Local Dams Target = 56 Mld	Springs & Groundwater	Nooitgedagt

## LOCAL DAM STORAGE



# RAINFALL IN CATCHMENT AREAS



# WHAT SHOULD I DO?

## OUR CONSUMPTION IS TOO HIGH!

Learn how to read your monthly WATER BILL to see just how much water you and your family are using!

- 1 person icon = 1.5 kℓ
- 2 person icons = 3.0 kℓ
- 3 person icons = 4.5 kℓ
- 4 person icons = 6.0 kℓ
- 5 person icons = 7.5 kℓ
- 6 person icons = 9.0 kℓ
- 7 person icons = 12.0 kℓ
- 8 person icons = 15.0 kℓ

NUMBER OF PEOPLE IN YOUR HOUSEHOLD (HOUSEHOLD SIZE)      MONTHLY WATER BILL VOLUME (KILOLITRES PER HOUSEHOLD)

**nelson mandela bay MUNICIPALITY**  
 PORT ELIZABETH | UITENHAGE | DESPATCH

TAX INVOICE  
 3353 335355  
 Page 1  
 Ward Number 01  
 Deposit 660.00

VAT REG No: 4450133473  
 TEL: 506 5555 FAX: 506 1304

STATEMENT DATE: 03/07/2017  
 ACCOUNT No: 630 123 456 789

DATE	DETAILS	AMOUNT
33/04	BROUGHT FORWARD	4 446,70
01/07	17/18 OMD RATES TOTAL	2 300,00CR
03/07	33 KANGALE STREET READINGS TO 19/06/17 NEW METER, READING IS SCHEMELD FOR 17/07/17	214,28
	WATER	214,28
	CSA/RENDERING	41,49
	AVAILABILITY CHARGE	43,02
03/07	SEWERAGE	147,56
	VAT @ 14%	20,71
03/07	SEWERAGE AVAILABILITY	41,49
	VAT @ 14%	5,81
03/07	17/18 SEWER CHARGE REF	23,47
	VAT @ 14%	3,29
03/07	17/18 OMD RATES	1609,06
	UNRECOVERED (Reduction)	
	(175000-15000)*0,6113371	0,00
03/07	INTEREST	1 609,06
	MONTHLY DISCOUNT	18,29
03/07		0,00CR
	REASON: YOUR DEBT HAS BEEN PAID	
	0419999999 SITUATED AT	
	33 KANGALE STREET, KANGALE PARK, PORT ELIZABETH	
	IS/ARE LINKED TO THIS ACCOUNT. IF THIS	
	IS THROUGH CONTACT 041 506 1304. FAX:	
	041 506 1304 OR EMAIL:	
	0415061304@nmbmunicipality.gov.za	
	-----	
	TOTAL PAYABLE:	4 496,26
	Pre-paid electricity meter will be blocked for arrears owing on this account.	
OVERDUE	2140,70	THIS MONTH 2355,50
UNLESS PAID WITHIN 14 DAYS SERVICES WILL BE SUSPENDED.		PAYABLE BEFORE 01/08/2017
		PLEASE READ INFORMATION OVERLEAF

## ONLY USE 50 LITRES PER PERSON PER DAY

- 2ℓ Drinking water
- 2ℓ Cooking water
- 2ℓ Washing hands
- 9ℓ 1 toilet flush
- 10ℓ 2 minute shower
- 9ℓ 1 sink of dishes
- 5ℓ Household cleaning
- 1ℓ Water for pets
- 10ℓ Laundry

**AVOID DRY TAPS!**  
 SAVE WATER NOW!