

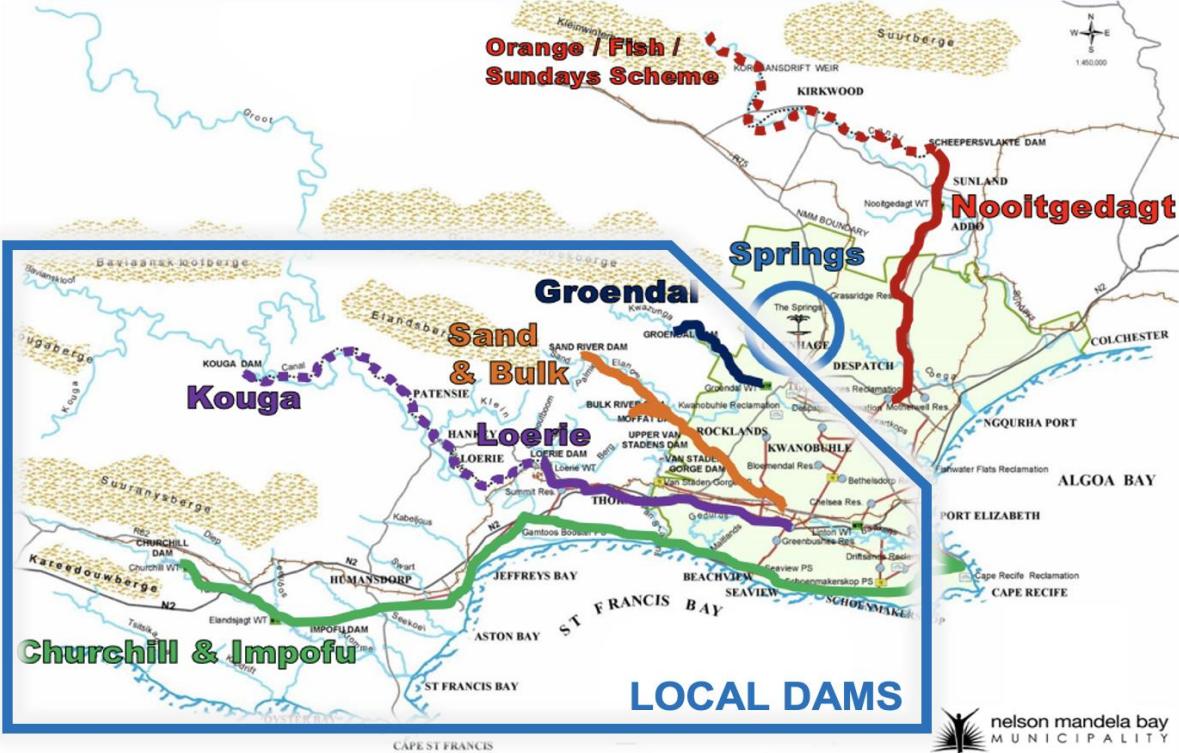
WATER SUPPLY & USAGE STATISTICS

As at Tuesday, 24 May 2022

TODAY'S DAM STORAGE	CHANGE FROM A WEEK AGO	WATER PRODUCED
12.37%	-0.09%	294 MLD
NMBM TARGET DEMAND = 230 MILLION LITRES PER DAY (MLD)		

64 MLD USED OVER TARGET!

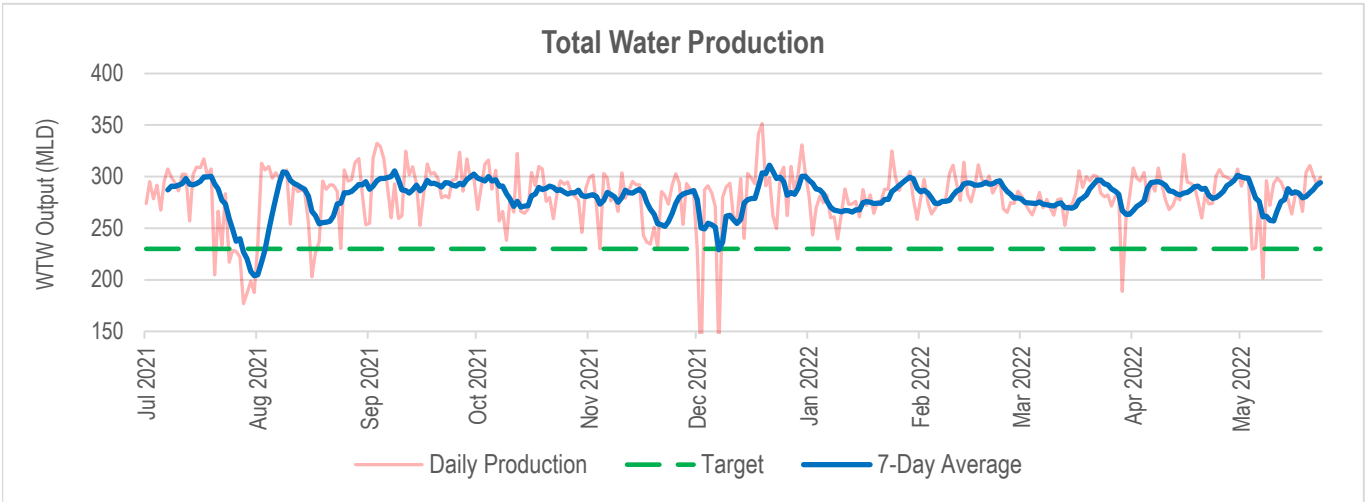
NMBM POTABLE WATER BULK SUPPLY SYSTEM



WHEN WILL LOCAL DAMS RUN DRY?

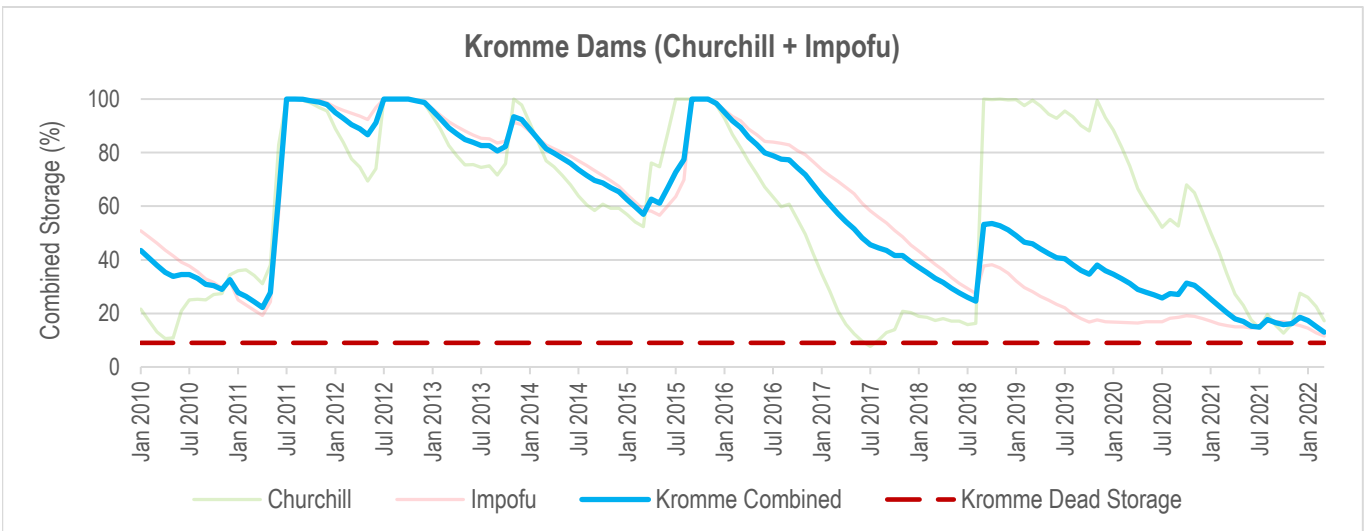
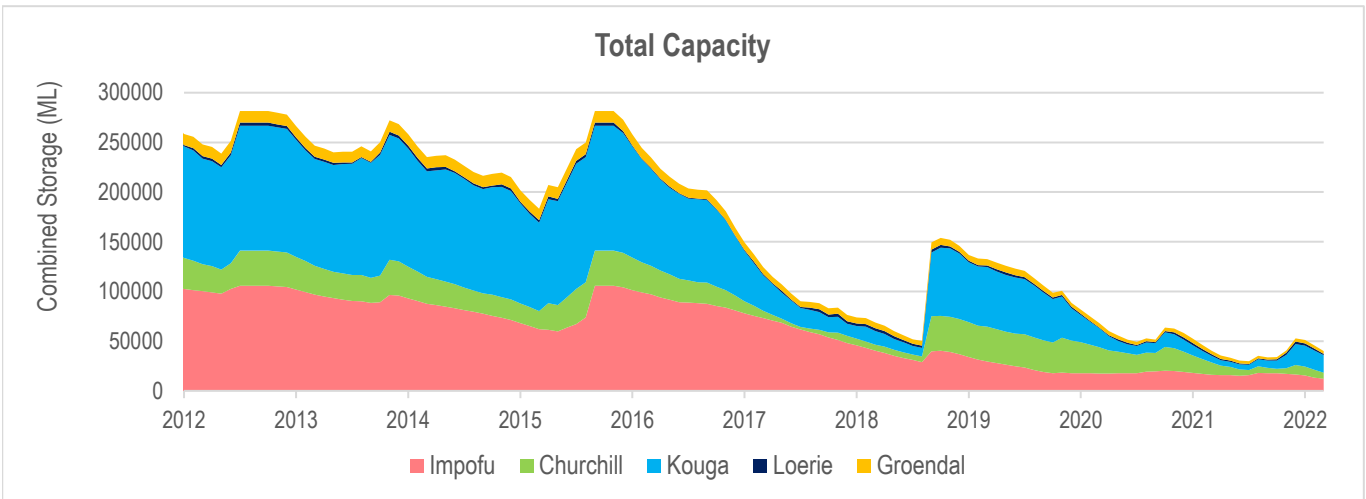
22 DAYS TILL DAM FAILURE!								
System	Dam	Dam levels		Dead storage		Available water (ML)	Current abstract (MLD)	Water Remaining (Days)
		(%)	(ML)	(%)	(ML)			
Kromme	Churchill	11.18	3,940	7.5	2,643	1,297	60	22
	Impofu	10.33	10,925	9.5	10,047	878	30	29
Kouga	Loerie	41.94	1,269	19.0	575	694	9	77
Groendal	Groendal	22.29	2,594	2.4	279	2,315	12	193

WATER SUPPLIED BY NMBM

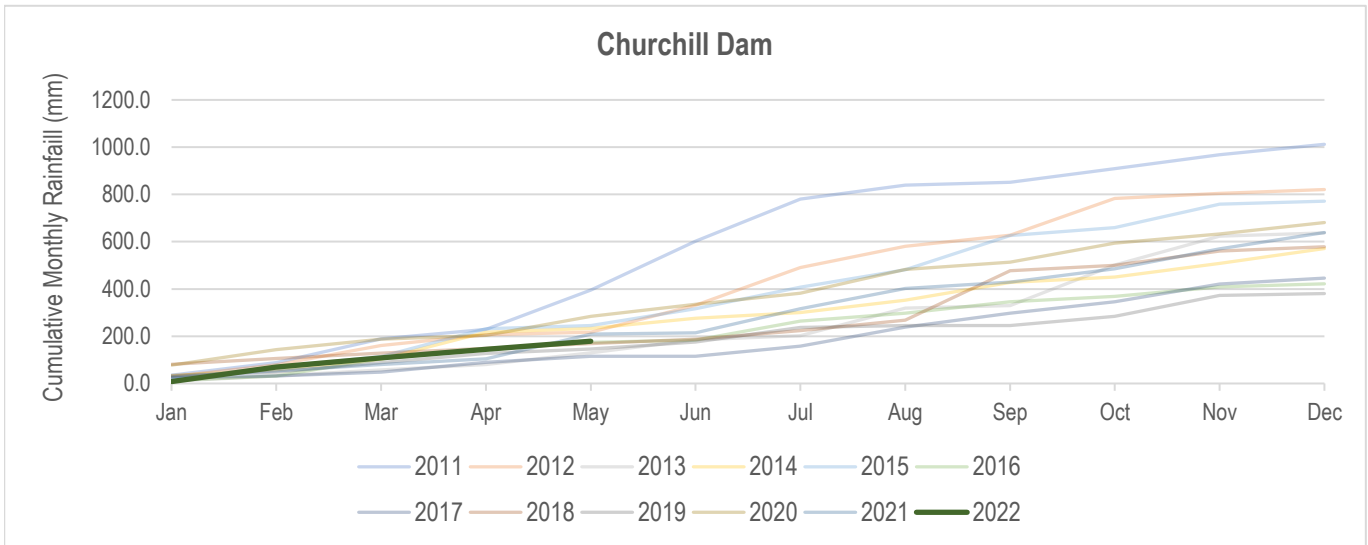


109	5	180
Local Dams Target = 56 Mld	Springs & Groundwater	Nooitgedagt

LOCAL DAM STORAGE



RAINFALL IN CATCHMENT AREAS



WHAT SHOULD I DO?

OUR CONSUMPTION IS TOO HIGH!

Learn how to read your monthly WATER BILL to see just how much water you and your family are using!

Number of People	Monthly Water Bill Volume (kL)
1	1.5 kL
2	3.0 kL
3	4.5 kL
4	6.0 kL
5	7.5 kL
6	9.0 kL
7	12.0 kL
8	15.0 kL

NUMBER OF PEOPLE IN YOUR HOUSEHOLD (HOUSEHOLD SIZE) MONTHLY WATER BILL VOLUME (KILOLITRES PER HOUSEHOLD)

nelson mandela bay MUNICIPALITY
PORT ELIZABETH | UITENHAGE | DESPATCH

TAX INVOICE
3353 335355
Page 1
Ward Number 01
Deposit 660.00

VAT REG No: 4450133473
TEL: 506 5555 FAX: 506 1304

STATEMENT DATE: 03/07/2017
ACCOUNT No: 630 123 456 789

DATE	DETAILS	AMOUNT
33/04	BROUGHT FORWARD	4 446,70
01/07	17/18 OMD RATES TOTAL	2 300,00
03/07	33 KANGALE STREET READING TO 19/06/17 REV METER, READING IS SCHEMELD FOR 17/07/17 METER	214,28 41,49 43,52 147,56 20,71 41,49 47,30 9,11 23,47 13,09 1609,06
03/07	17/18 OMD RATES	1 609,06
03/07	INTEREST	18,29
03/07	NON-PAYMENT PENALTY	0,00
TOTAL PAYABLE:		4 496,20

Pre-paid electricity meter will be blocked for arrears owing on this account.

OVERDUE 2140,70 THIS MONTH 2355,50
UNLESS PAID WITHIN 14 DAYS SERVICES WILL BE SUSPENDED. PAYABLE BEFORE 01/08/2017
PLEASE READ INFORMATION OVERLEAF

ONLY USE 50 LITRES PER PERSON PER DAY

Drinking water: 2ℓ	Cooking water: 2ℓ	Washing hands: 2ℓ	1 toilet flush: 9ℓ	2 minute shower: 10ℓ
1 sink of dishes: 9ℓ	Household cleaning: 5ℓ	Water for pets: 1ℓ	Laundry: 10ℓ	AVOID DRY TAPS! SAVE WATER NOW!

WATER COMPLAINTS RECEIVED & RESOLVED

From 1 July 2020 to 17 May 2022

Key	Cluster	Previous week total	Received	Resolved	Outstanding	Reported this week	Completed this week
■	1 - Molly Blackburn	8019	8119	7694	425	100	162
■	2 - Lillian Diedericks	15794	15974	14938	1036	180	577
■	3 - Alex Matinkca	7409	7525	7092	433	116	198
■	4 - Zola Nqini	11719	11874	10854	1020	155	529
■	5 - Champion Galela	5176	5235	4994	241	59	129
■	6 - Govan Mbeki	2209	2242	2140	102	33	28
TOTAL		50326	50969	47712	3257	643	1623



Cluster	Wards
1 - Molly Blackburn	1, 2, 3, 4, 5, 6, 8, 9, 12, 39, 40
2 - Lillian Diedericks	7, 10, 11, 13, 29, 31, 32, 34, 35, 37, 38, 41
3 - Alex Matinkca	23, 54, 55, 56, 57, 58, 59, 60
4 - Zola Nqini	42, 43, 44, 45, 46, 47, 48, 49, 50, 51, 52, 53
5 - Champion Galela	25, 26, 27, 28, 30, 33, 36
6 - Govan Mbeki	14, 15, 16, 17, 18, 19, 20, 21, 22, 24

