

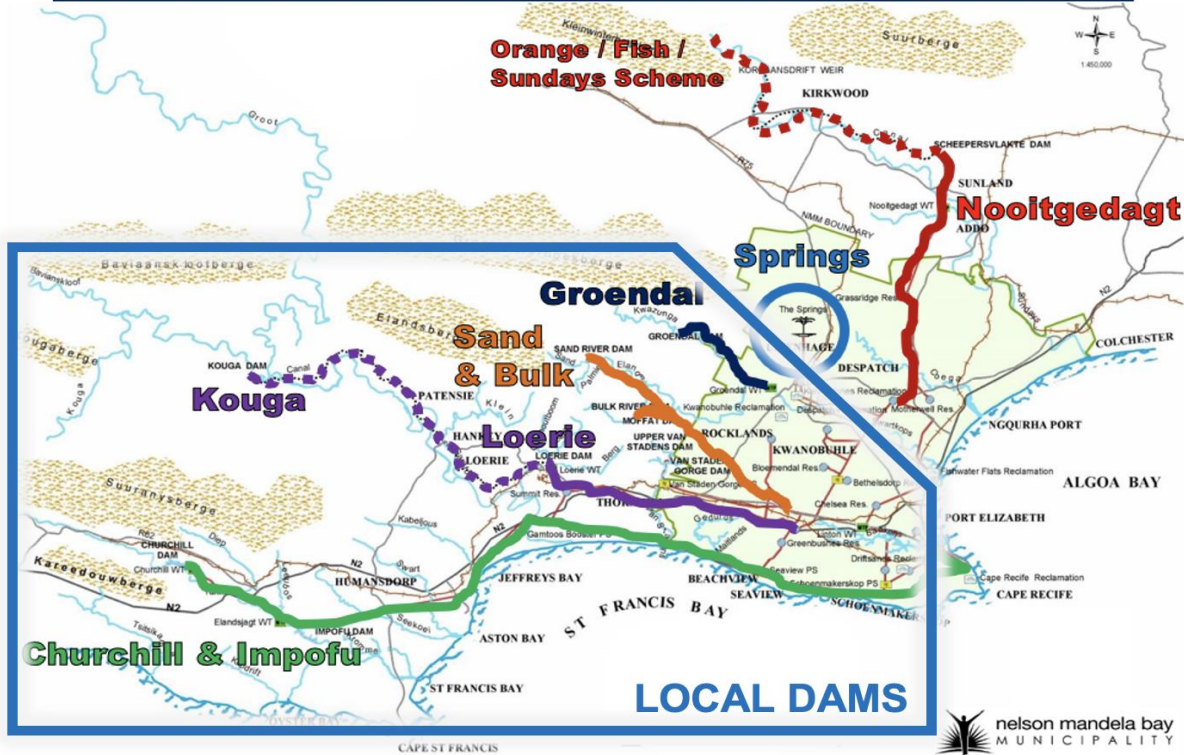
WATER SUPPLY & USAGE STATISTICS

As at Tuesday, 17 May 2022

TODAY'S DAM STORAGE	CHANGE FROM A WEEK AGO	WATER PRODUCED
12.46%	-0.31%	285 MLD
NMBM TARGET DEMAND = 230 MILLION LITRES PER DAY (MLD)		

55 MLD USED OVER TARGET!

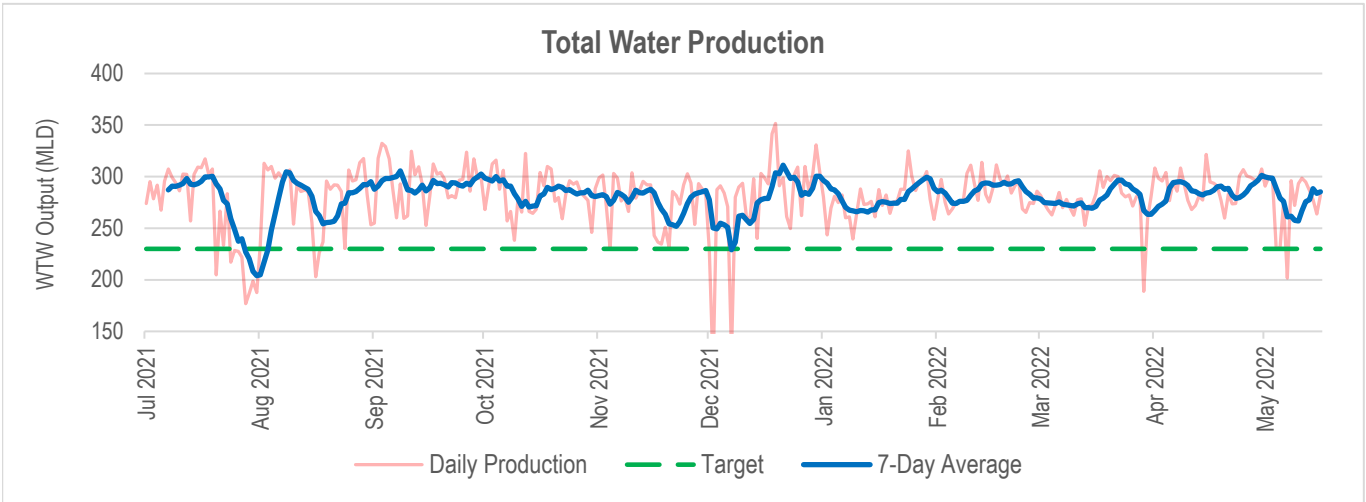
NMBM POTABLE WATER BULK SUPPLY SYSTEM



WHEN WILL LOCAL DAMS RUN DRY?

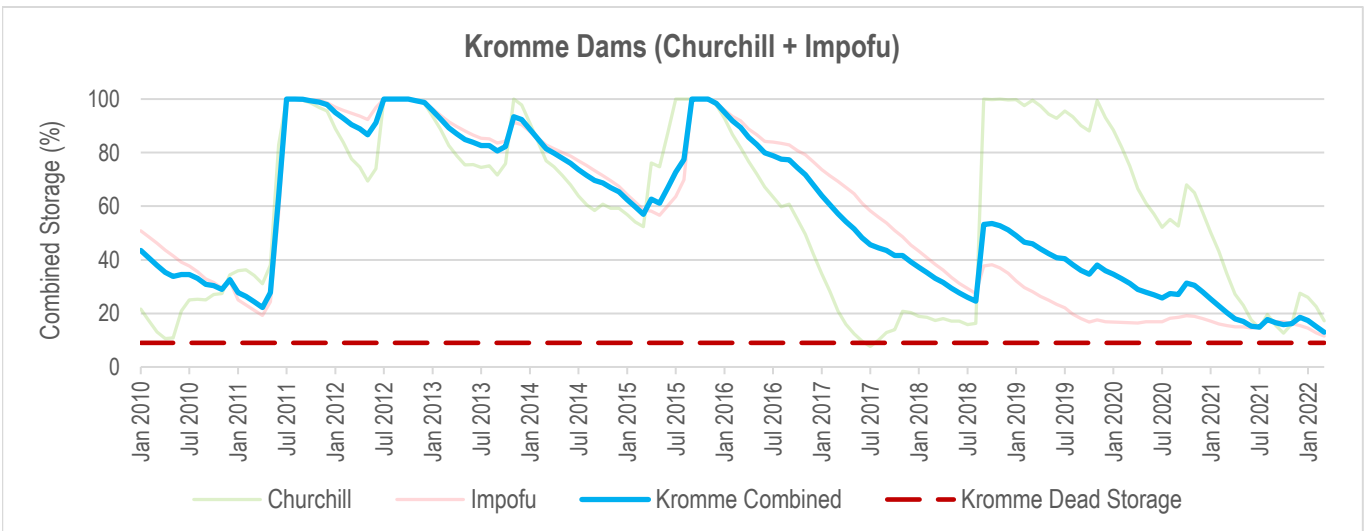
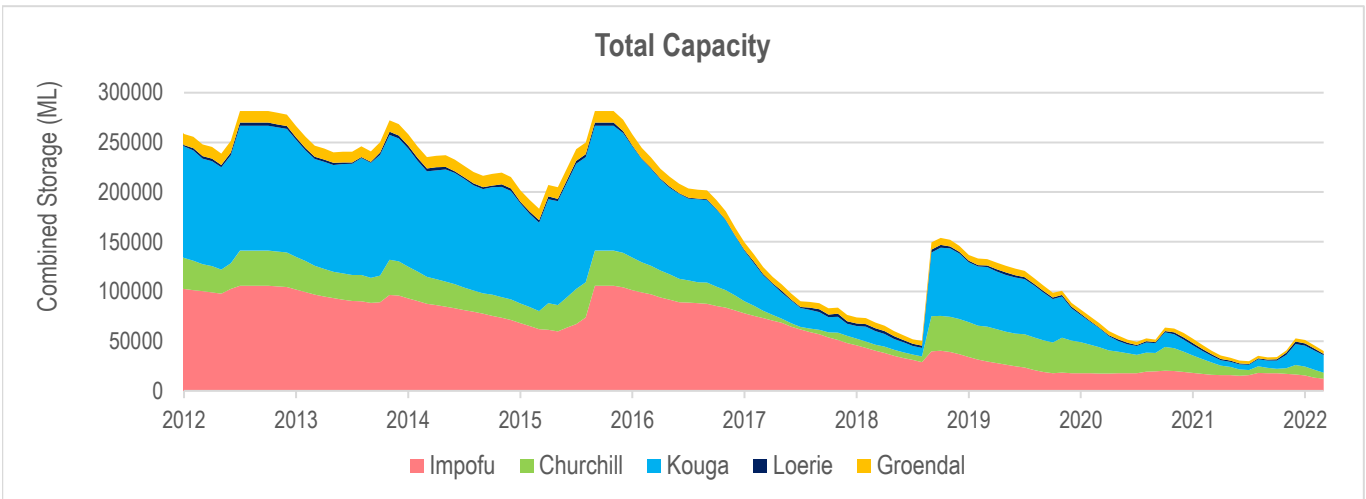
27 DAYS TILL DAM FAILURE!								
System	Dam	Dam levels		Dead storage		Available water	Current abstract	Water Remaining
		(%)	(ML)	(%)	(ML)	(ML)	(MLD)	(Days)
Kromme	Churchill	12.07	4,253	7.5	2,643	1,610	60	27
	Impofu	10.48	11,083	9.5	10,047	1,036	30	35
Kouga	Loerie	39.62	1,199	19.0	575	624	9	69
Groendal	Groendal	21.82	2,539	2.4	279	2,260	12	188

WATER SUPPLIED BY NMBM



97	5	183
Local Dams Target = 56 Mld	Springs & Groundwater	Nooitgedagt

LOCAL DAM STORAGE



WATER COMPLAINTS RECEIVED & RESOLVED

From 1 July 2020 to 17 May 2022

Key	Cluster	Previous week total	Received	Resolved	Outstanding	Reported this week	Completed this week
■	1 - Molly Blackburn	8019	8119	7694	425	100	162
■	2 - Lillian Diedericks	15794	15974	14938	1036	180	577
■	3 - Alex Matinkca	7409	7525	7092	433	116	198
■	4 - Zola Nqini	11719	11874	10854	1020	155	529
■	5 - Champion Galela	5176	5235	4994	241	59	129
■	6 - Govan Mbeki	2209	2242	2140	102	33	28
TOTAL		50326	50969	47712	3257	643	1623



Cluster	Wards
1 - Molly Blackburn	1, 2, 3, 4, 5, 6, 8, 9, 12, 39, 40
2 - Lillian Diedericks	7, 10, 11, 13, 29, 31, 32, 34, 35, 37, 38, 41
3 - Alex Matinkca	23, 54, 55, 56, 57, 58, 59, 60
4 - Zola Nqini	42, 43, 44, 45, 46, 47, 48, 49, 50, 51, 52, 53
5 - Champion Galela	25, 26, 27, 28, 30, 33, 36
6 - Govan Mbeki	14, 15, 16, 17, 18, 19, 20, 21, 22, 24

