

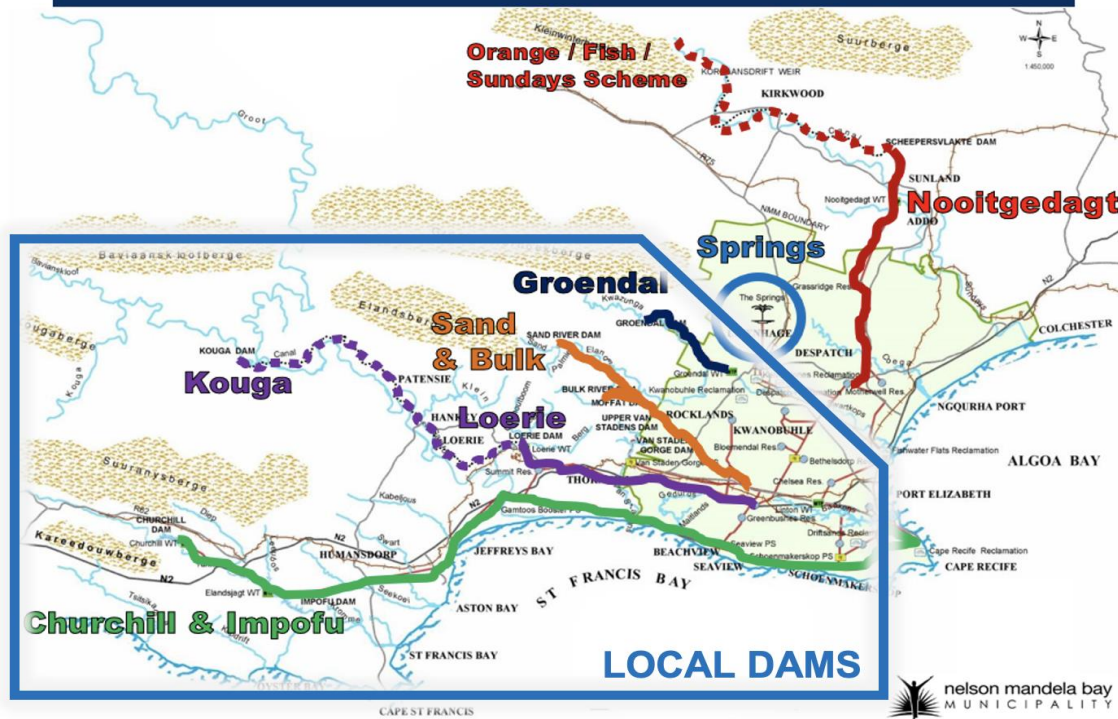
WATER SUPPLY & USAGE STATISTICS

as at Friday, 12 August 2022

TOTAL DAM STORAGE	CHANGE FROM A WEEK AGO	WATER PRODUCED (SEVEN-DAY AVERAGE)	CURRENTLY USABLE DAM STORAGE
15.11%	+0.06%	259MLD	9.69%
NMBM TARGET DEMAND = 230 MILLION LITRES PER DAY (MLD)			

29 MLD USED OVER TARGET!

NMBM POTABLE WATER BULK SUPPLY SYSTEM



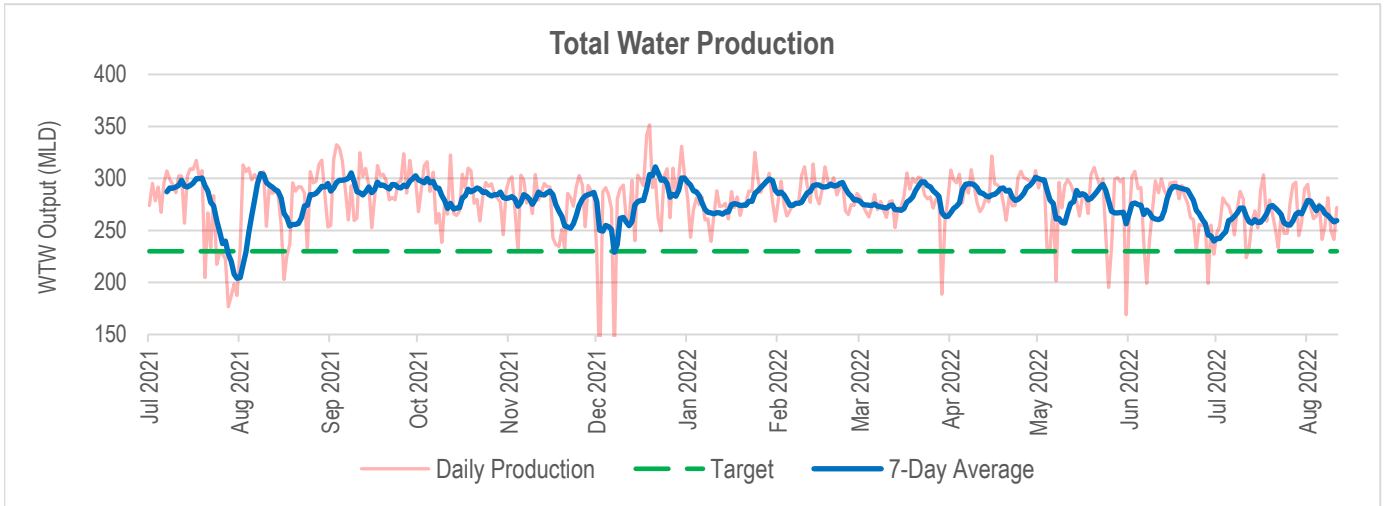
WHEN WILL LOCAL DAMS RUN DRY?

ONLY 9.69% AVAILABLE LOCAL DAM STORAGE!

System	Dam	Storage capacity (ML)	Current storage (%)	Dead storage (%)	Available storage (%)	Available water (ML)	Current abstract (MLD)	Water remaining (Days)
Kromme	Churchill	35,240	19.29	7.5	11.79	4,155	40	184
	Impofu	105,757	10.04	7.0	3.04	3,215		
Kouga	Loerie	3,026	57.07	19.0	38.07	1,152	94	191
	Kouga	125,910	16.68	3.3	13.38	16,847		
Groendal	Groendal	11,638	20.73	4.2	16.53	1,924	10	192

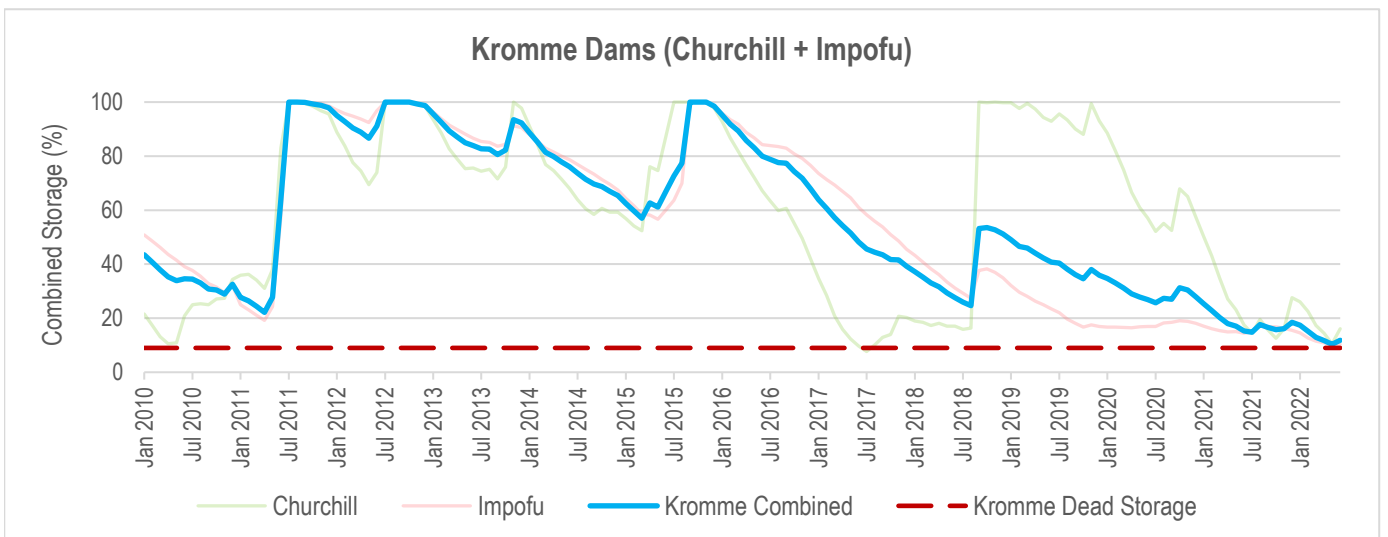
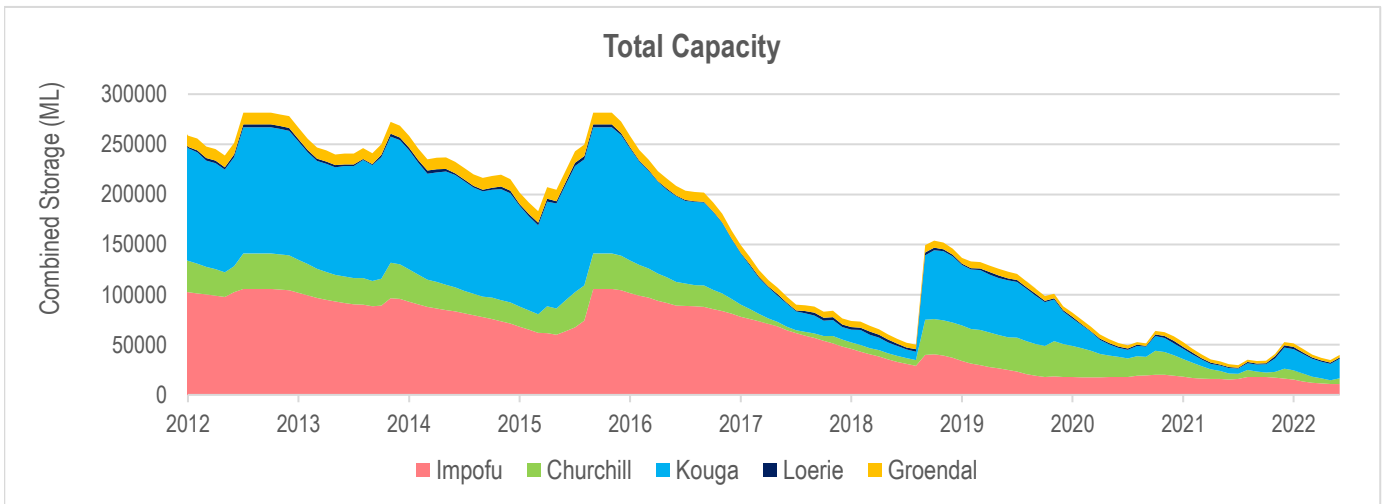
* Abstraction from Kouga Dam (94MLD) includes the NMBM's allocation to Loerie Dam (40MLD), Gamtoos Irrigation Board (33MLD), Hankey & Patensie (2MLD), direct irrigators and canal losses.

WATER SUPPLIED BY NMBM

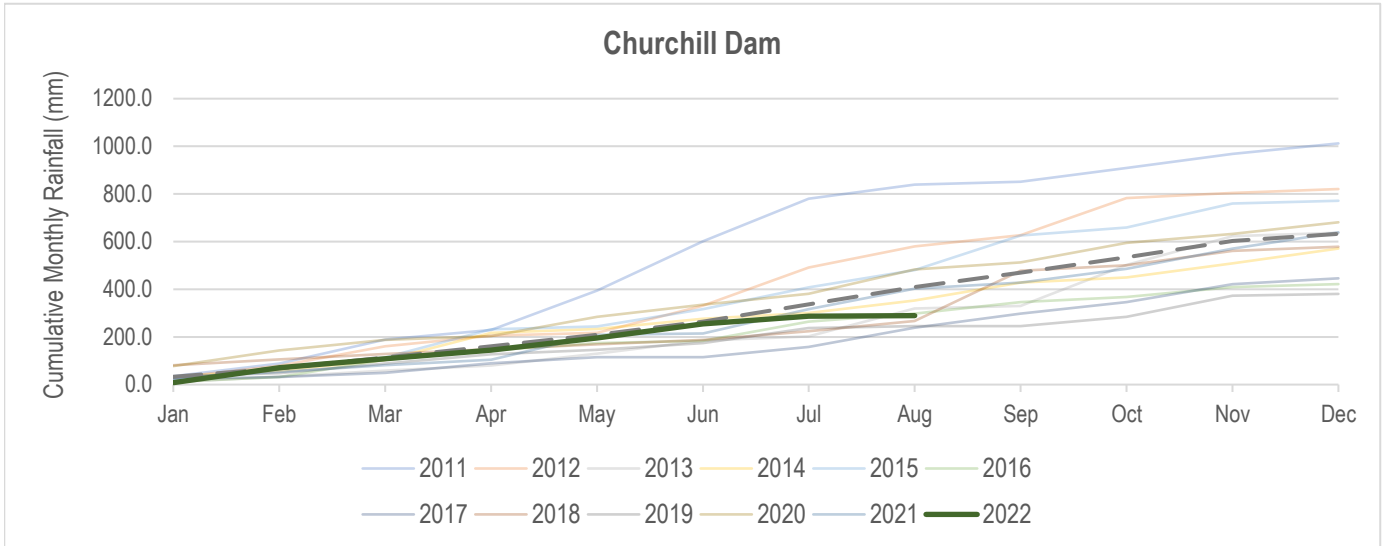


78	5	175
Local Dams Target = 56 Mld	Springs & Groundwater	Nooitgedagt

LOCAL DAM STORAGE



RAINFALL IN CATCHMENT AREAS



WHAT SHOULD I DO?

OUR CONSUMPTION IS TOO HIGH!

Learn how to read your monthly WATER BILL to see just how much water you and your family are using!

1 person icon	=	1.5 kℓ
2 person icons	=	3.0 kℓ
3 person icons	=	4.5 kℓ
4 person icons	=	6.0 kℓ
5 person icons	=	7.5 kℓ
6 person icons	=	9.0 kℓ
7 person icons	=	12.0 kℓ
8 person icons	=	15.0 kℓ

NUMBER OF PEOPLE IN YOUR HOUSEHOLD (HOUSEHOLD SIZE) MONTHLY WATER BILL VOLUME (KILOLITRES PER HOUSEHOLD)

nelson mandela bay MUNICIPALITY
PORT ELIZABETH | LUITENHAGE | DESPATCH

VAT REG No: 4496193473
TEL: 046 5553 FAX: 506 1304

TAX INVOICE
9959 359939
Page 1
Ward Number 01
Deposit 850.00

STATEMENT DATE: 03/07/2017

ACCOUNT No: 600 123 456 789

ProfOnRev/Water/Misc
A N EXAMPLE

DATE	DETAILS	AMOUNT
30/06	DEBIT FORBIDDEN	4 440.79
01/07	999999 TRNDU: TOL FOR YOUR PAYMENT	2 300.0000
	17/18 DEF RATES TOTAL 13508.82	
	DEF 9999999000	
02/07	99 904616 STREET	
	READING TO 18/06/17 DEF 999999999	
	17/18 DEF RATES DEF 9999999000	
	METER READING IS SCHEDULED FOR 18/07/17	
	METER READING CORR.	
	05A/20209999 1234 18.0 314.39	
	AVAILABILITY CHARGE 41.49	
	VAT # 144 49.82	
02/07	9999999999 247.99	405.69
	VAT # 144 DEF 999999999	
02/07	9999999999 20.71	168.67
	VAT # 144 DEF 999999999	
02/07	17/18 DEF RATES DEF 9999999000	41.49
	VAT # 144 5.81	47.30
02/07	17/18 DEF RATES DEF 9999999000	13.47
	VAT # 144 13.09	104.56
	17/18 DEF RATES DEF 9999999000	
	(BalanceValue-Reduction) (178000-1500) * 0,01129/12	
	VAT # 144 1.609.06	
02/07	INTEREST 18.29	
02/07	9999999999 0.00	0.0000
	9999999999 0.00	
	ELECTRICITY PREPAID METER NO/S: 99 904616 STREET, KANGAROO PARK, PORT ELIZABETH	
	12/AMM LINES TO THIS ACCOUNT: IF THIS IS EXCESSIVE CONTACT 041 906 5555, FAX 041 906 1304 OR WWW.nelsonmandelabaymetro.gov.za	
TOTAL PAYABLE:		4 496.20
Pre-paid electricity meter will be blocked for arrears owing on this account.		

OVERDUE 2140.70	THIS MONTH 2355.50	
UNLESS PAID WITHIN 14 DAYS, SERVICES WILL BE SUSPENDED.	PAYABLE BEFORE 01/08/2017	
	PLEASE READ INFORMATION OVERLEAF	

ONLY USE 50 LITRES PER PERSON PER DAY

 2ℓ Drinking water	 2ℓ Cooking water	 2ℓ Washing hands	 9ℓ 1 toilet flush	 10ℓ 2 minute shower
 9ℓ 1 sink of dishes	 5ℓ Household cleaning	 1ℓ Water for pets	 10ℓ Laundry	 AVOID DRY TAPS! SAVE WATER NOW!